

SHOW EDGE®

ANDIS CLIPPER CARE TIPS

Tips to keep your equipment in great shape!

- 1 Use a clipper cleaning brush frequently to remove fragments of hair from the blade. This is key if you are using glue or other fitting products that can gum up blades.
- 2 Clean and disinfect blades by using Cool Care Plus®. Review the contact time necessary to kill germs and viruses.
- 3 Use the 5-point oiling system to lubricate your clipper and keep it running at top performance: 3 drops across the teeth of the blade and 1 drop on each back rail.
- 4 Wash and dry the animal prior to grooming to extend blade life and performance.
- 5 If you notice a decrease in performance after cleaning & oiling your blade, replace the blade to maintain peak cutting performance.
- 6 Keep your cord well cared for – never wrap it around the clipper.
- 7 Review the Use & Care instructions provided with your tool, as each one requires unique attention.



Cool Care Plus®
#12750



UltraEdge®
Super
2-Speed
Clipper
#23085

ProClip
Excel™
5-Speed
Clipper
#63255

WORK SMARTER, NOT HARDER.

ShowEdge® blades deliver the cut without the weight.

By pairing our new extra-wide, ShowEdge® livestock blades with your detachable blade clipper, you get the benefits of the wider cut found on heavy-duty shears but at a fraction of the weight and with less hand fatigue. ShowEdge® livestock blades deliver a precise, smooth cut without leaving tracks – ideal for competition cuts, shearing and general grooming. See the full line of Andis® products at andis.com.



ShowEdge
Clipper
#78000



Unique angled head improves access in tight spots!

Andis Company
Sturtevant, WI USA
800.558.9441
www.andis.com

Follow. Connect. Interact.™




















LIVESTOCK GROOMING GUIDE

andis®
every style. every groom. every cut.

©2015 Andis Company, Sturtevant, WI USA 2015-19

LIVESTOCK GROOMING GUIDE

Use the chart below to determine which Andis® blade is the best choice for clipping your animals.

	Beef Cattle 	Dairy Cattle 	Dairy Goats 	Meat Goats (Doe) 	Meat Goats (Wether) 	Lamb/Sheep 	Hog 
 ShowEdge Surgical #40110		Body, Udder	Body, Udder			Body	
 ShowEdge Medium #40165	Body, Face, Tail	Body, Face, Tail	Body, Face, Legs	Face, Neck	Body, Ears, Face	Ears, Face	Body, Face
 ShowEdge General #40175	Body, Face, Tail	Body, Face, Tail	Body, Face, Tail	Face, Tail	Body, Ears, Face	Body, Ears, Face	
 Super Blocking #64340	Body, Legs, Shoulder			Body, Legs	Legs	Legs	
 Medium Blending #64330	Face, Legs, Neck, Shoulder, Tail	Body	Body, Face, Tail	Body, Face, Tail	Body, Face, Legs, Tail	Head, Legs	
 T-84 #21641	Face, Neck, Tail	Body	Body, Ears, Face	Ears, Face, Neck	Body	Ears, Face	
 T-10 #22305		Body, Udder	Body, Ears, Face	Ears, Face, Neck	Body		
 3/4 HT #63980	Neck, Shoulder						Body
 5/8 HT #64930	Neck, Shoulder		Body	Neck, Shoulder			Body
 10 #64071			Ears				Body (w/ guards)
 40/50SS #64076, #64185		Legs, Tail, Udder	Ears	Udder			
 4F/5F/7F				Body			